



1
Beginner

Acts 9 - Saul

Nine Bible-based lessons for Beginners telling the story of Saul's conversion from Acts 9:1-20





1

Beginner

At the Beginner level, students:

- may understand some basic phrases but have little functional spoken or written English
- may have a very small bank of words and/or formulaic phrases e.g. 'hello' and 'goodbye'
- may be able to answer very basic questions about themselves e.g. 'What's your name?' and 'Where are you from?'
- may be able to interact in a simple way provided the other person talks slowly and clearly

Disclaimer

© 2024 Anglicare ABN:39 922 848 563

PO Box 284, Castle Hill NSW 1765

Phone: (02) 9421 5333 Fax: (02) 9421 2222

This document is protected by copyright laws. It is designed and developed by Anglicare and remains the sole property of Anglicare. This material is confidential and may not be removed from Anglicare nor reproduced in any way for use outside Anglicare without the prior written authorization of Anglicare Cross Cultural Services. Anglicare Cross Cultural Services have made every effort to ensure the accuracy of the information within this book according to Anglicare Policies and Procedures at time of publication. Anglicare Cross Cultural Services does not assume and hereby disclaims any liability to any party for any loss, damage, or disruption caused by errors or omissions, whether such errors or omissions result from accident, negligence, or any other cause. It remains at all times the responsibility of the reader to refer to extant Anglicare Policies and Procedures for timely and accurate information.

Version: 1.0 - June 2024



Vision

Jesus Christ honoured, lives enriched and communities strengthened.

Mission

Serving people in need, enriching lives, sharing the love of Jesus.

Values

We exist to share the love of Jesus and value all people as made in the image of the living God. Our faith gives us meaning, purpose, direction, and hope as we seek to live lives pleasing to God. This inspires us to act with:

Integrity:

We are honest and transparent in the way we treat others and actively promote a culture of trust and respect.

Justice:

We seek fairness, equality and inclusion for all people, regardless of who they are. We honour and uphold the right to dignity and an enriching life.

Compassion:

We put empathy into action; connecting with individuals by seeking to understand their feelings, thoughts, needs, and experiences.

Excellence:

We seek to exceed the expectations of those we serve and achieve the highest standards in all we do.

Contents

About this course	5
Illustrations	6
Summary booklet	22
Lesson 1 - Acts 9:1-2	
Lesson preparation	27
Resources & worksheets	31
Lesson 2 - Acts 9:3-4	
Lesson preparation	36
Resources & worksheets	40
Lesson 3 - Acts 9:5-6	
Lesson preparation	43
Resources & worksheets	47
Lesson 4 - Acts 9:7-9	
Lesson preparation	50
Resources & worksheets	54
Lesson 5 - Acts 9:10-12	
Lesson preparation	57
Resources & worksheets	61
Lesson 6 - Acts 9:13, 15	
Lesson preparation	63
Resources & worksheets	67
Lesson 7 - Acts 9:17	
Lesson preparation	70
Resources & worksheets	74
Lesson 8 - Acts 9:18-20	
Lesson preparation	77
Resources & worksheets	81
Lesson 9 - Acts 9:1-20 - Summary lesson	
Lesson preparation	84
Resources & worksheets	89

About this course

These Bible spots are for Beginner level students with little to no spoken English. We have split up the story of Saul's conversion from Acts 9:1-20 over 8 lessons, with one summary lesson at the end. They are intended to take 20-30 minutes, although timing will vary depending on the ability of students.

Each lesson begins with a revision activity of the previous week's lesson. Students then read the story in their own languages. Necessary vocabulary is taught using symbols. The teacher and class read the story together, and then reinforce the story by completing a short comprehension activity.

The final part of each lesson is an optional re-enactment of the story. There are suggestions and a script for this part of the lesson, but teachers might have more ideas for adapting these re-enactments.

This resource concludes with a revision lesson in which students and teachers re-enact the whole story.

We hope these lessons will equip you to share with your Beginner students the story of Saul becoming a Christian.

Note on the Bible story

The story told in this resource is a paraphrase of Acts 9:1-20. In order to make the story accessible for Beginner level students we have simplified the passage and removed some detail, but we trust it is still a faithful retelling of Saul's conversion on the road to Damascus.

Note on the images

Most of the illustrations in this resource are inspired by the drawings from Sweet Publishing, as made available on FreeBibleimages.org.

Please email any suggestions
or feedback to:
ccsresources@anglicare.org.au



Illustrations

Map	7
Saul	8
Jesus	9
Ananias	10
Jerusalem sign	11
Damascus signpost	12
Damascus sign	13
Lesson 1	14
Lesson 2	15
Lesson 3	16
Lesson 4	17
Lesson 5	18
Lesson 6	19
Lesson 7	20
Lesson 8	21

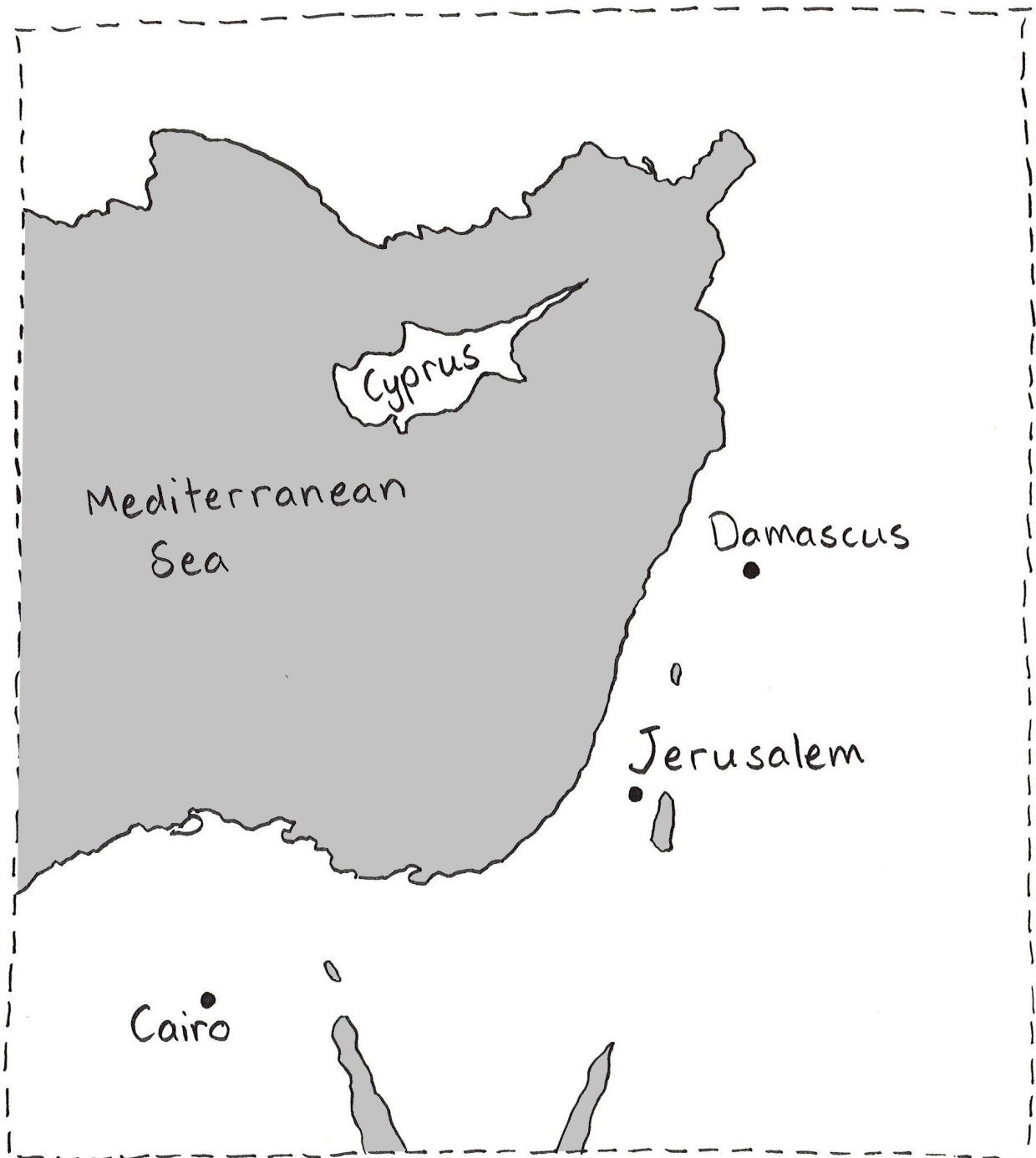


Illustration - Map



Illustration - Saul



Illustration - Jesus



Illustration - Ananias




Illustration - Jerusalem sign

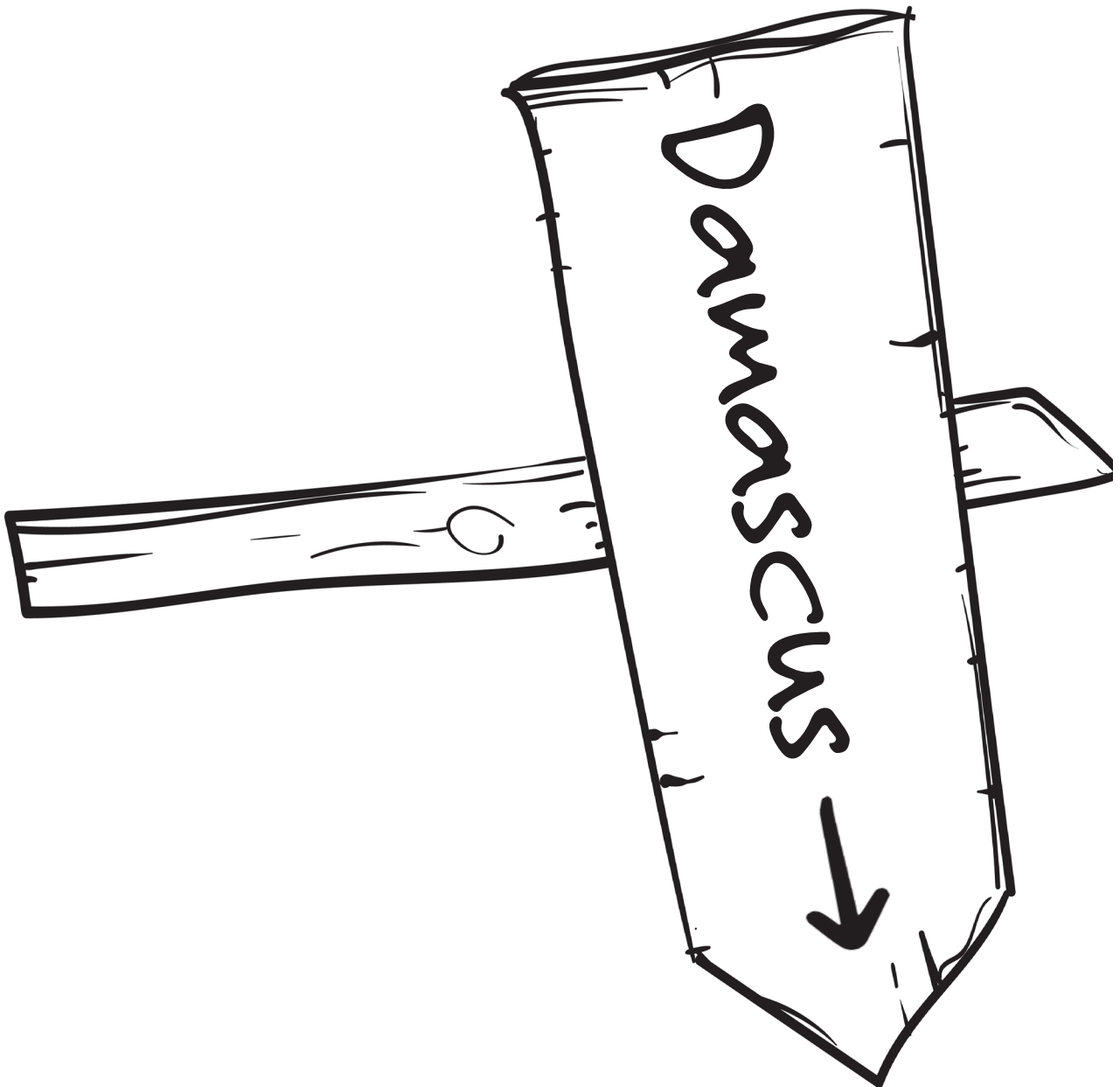


Illustration - Damascus signpost




Illustration - Damascus sign




Illustration - Lesson 1




Illustration - Lesson 2



Illustration - Lesson 3



Illustration - Lesson 4




Illustration - Lesson 5



Illustration - Lesson 6



Illustration - Lesson 7




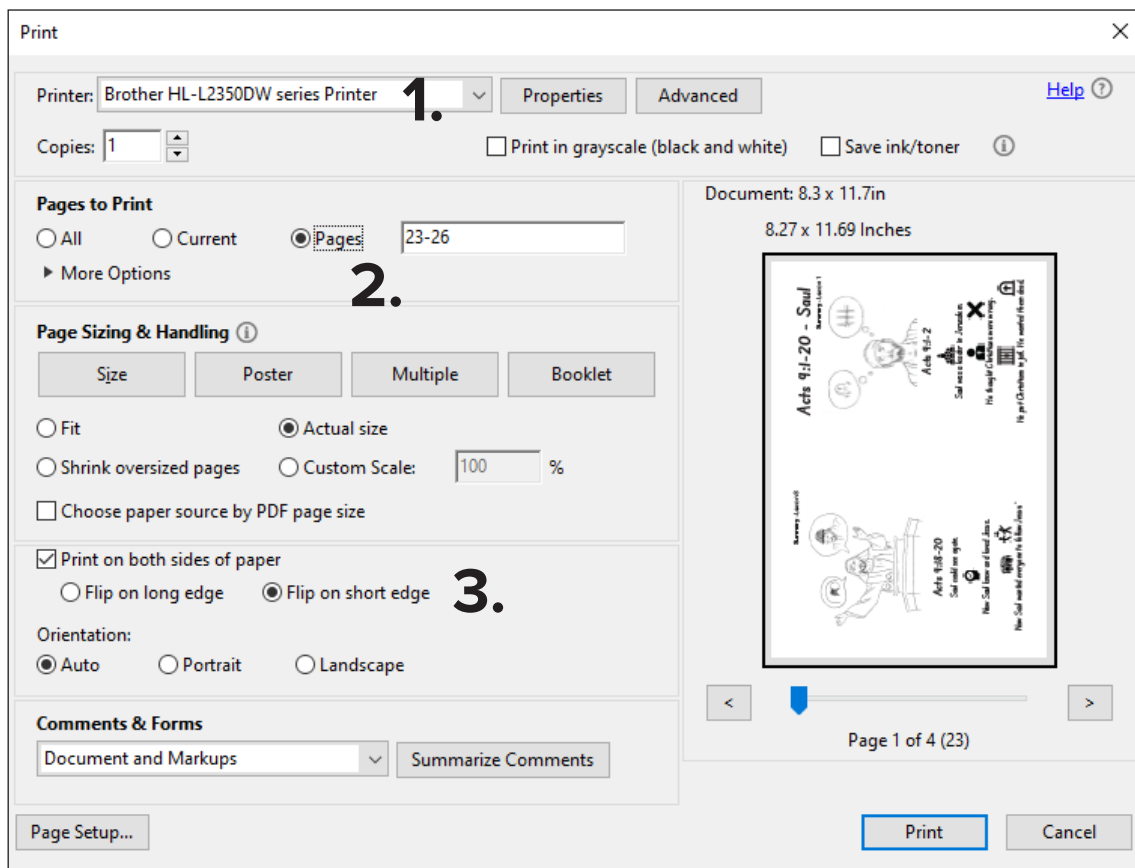
Illustration - Lesson 8

Summary booklet

Printing instructions for Summary booklet

To print the following four pages as an A5 booklet:

1. Choose your printer.
2. Choose to print **Pages 23-26**.
3. Tick **Print on both sides of paper** and select **Flip on short edge**.



Summary - Lesson 8



Acts 9:18-20

Saul could see again.




Now Saul knew and loved Jesus.



Now Saul wanted everyone to follow Jesus.

Acts 9:1-20 - Saul

Summary - Lesson 1



Acts 9:1-2



Saul was a leader in Jerusalem.



He thought Christians were wrong.



He put Christians in jail. He wanted them dead.





Acts 9:3-4



Saul was walking to Damascus.



There was a bright light.



A voice said, 'Saul, why are you hurting me?'



Acts 9:17



Ananias found Saul.



He said to Saul, 'Jesus sent me to heal you.'



You are my brother now.'



Acts 9:13, 15



Ananias was scared. He knew Saul hurt



Christians. But Jesus said, 'Go! Saul will



tell people about me, Jesus.'



Acts 9:5-6

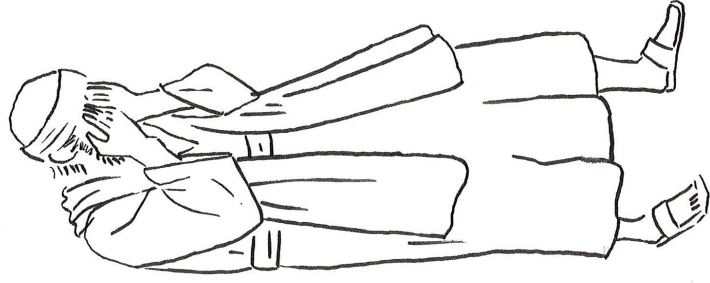
Saul asked, 'Who are you?'



'I am Jesus. You are hurting me.'



Go to Damascus. A man will tell you what to do.'




Acts 9:7-9



Now Saul knew the voice was Jesus.



Saul opened his eyes but he couldn't see.



Acts 9:10-12

Ananias was in Damascus.



He was a Christian.



Jesus said to Ananias, 'Find Saul.'

Lesson 1 - Acts 9:1-2

Bible passage - Acts 9:1-2

Saul was a leader in Jerusalem.
He thought Christians were wrong.
He wanted Christians in jail or dead.

Illustrations and symbols




Illustration - Saul




Symbol 1.1 - leader




Illustration - Map




Symbol 1.2 - Christian



Symbol 1.3 - wrong



Symbol 1.4 - jail



Symbol 1.5 - dead

Introduce the series *(optional)*

1. Show **Additional resource - The story until now**.
2. Read and point to the pictures. Allow students to translate if necessary.
3. Focus on the word *follow*. Say, 'follow'. Students repeat the word 'follow'. Say to your helper, 'follow me', walk around the room as your helper follows. Say to the class, 'follow me' and start doing some actions (like clapping, tapping your shoulders). Students copy actions. Say, 'follow'. Students repeat the word 'follow'.
4. Show **Illustration - Saul** and say, 'We are going to read about a man called Saul.' Show a **Bible**.
5. Show **Illustration - Map** and say, 'Saul lived in Israel about 2000 years ago. This story happened after Jesus went back to God.'
6. Say, 'Saul believed in God but he did not follow Jesus.' *(Optional)* Display **Symbol 1.2 - Christian** and shake head.

Additional resource The story until now

Print one copy per class or use slide.

Illustrations

Saul Map

Print one copy per class or use slides.

Introduce the story

1. Before the lesson, print out **Acts 9:1-2** in students' heart languages.
2. Distribute the story in students' heart languages. Allow students time to read.
3. Say, 'Now we will learn some words in the story in English.'

Scripture passage

Print one copy of **Acts 9:1-2** for each student in their heart language.

Teach the language

1. Write the following words on the board: *leader, Jerusalem, Christian, wrong, jail, dead*.
2. Display **Symbol 1.1 - leader** and say, 'leader'. Students repeat 'leader'. Say, 'People listen (put hand to ear) to a leader. A leader tells others what to do. Leader.' Students repeat 'leader'.
3. Say 'Jerusalem' and show on **Illustration - Map**. Students repeat 'Jerusalem'. Explain it was the capital city of Israel. If students are unfamiliar with this word or find it hard to pronounce, clap as you say each syllable - Je - ru - sa - lem.

Symbols 1.1 - 1.5

leader
Christian
wrong
jail
dead

Illustrations

Map

Print one copy per class or use slides.

4. Display **Symbol 1.2 - Christian** and say, 'Christian'. Encourage students to look up in dictionary. Point to yourself and a helper/another teacher and say, 'We are Christian. Christians love and follow Jesus. Christian.' Students repeat 'Christian'.
5. Display **Symbol 1.3 - wrong** and say, 'wrong'. Students repeat 'wrong'. Make an X with your hands, wrists crossing. Say, 'Wrong is when something is not right. Wrong.' Students repeat 'wrong'.
6. Display **Symbol 1.4 - jail** and say, 'jail'. Students repeat, 'jail'. Say, 'Very bad people go to jail.' Students repeat 'jail'.
7. Display **Symbol 1.5 - dead** and say, 'dead'. Students repeat 'dead'. Close your eyes and fold your arms across your chest, or tap hand on heart, get slower and stop. Bow head and close eyes. Say 'dead' and students repeat word and action.
8. Distribute **Lesson 1 Worksheet**. Students complete the vocabulary matching activity in pairs.
9. Check vocabulary matching answers as a class.
Answers: 1. d 2. e 3. a 4. f 5. c 6. b
10. Practise pronouncing the new words as a class.

Lesson 1 Worksheet

Print one copy per student.

Read the story

1. Say, 'Listen as I read.' Read the story aloud once.
Saul was a leader in Jerusalem.
He thought Christians were wrong.
He put Christians in jail. He wanted them dead.
2. Read again, one sentence at a time. Students repeat after each sentence. Some may read text on **worksheet**.
3. Check meaning and pronunciation, one sentence at a time. Ask simple questions like: (**Answers** in *italics*)
 - What did Saul do? (*he was a leader*)
What job did Saul have? (*a leader*)
 - What did Saul think about Christians?
(*they were wrong*)
 - What did Saul do to Christians? (*put them in jail*)
4. Read the story together as a class.

Reinforce the story

1. In pairs, students complete the yes/no questions on [Lesson 1 Worksheet](#).
2. Check answers as a class.
Answers: 1. No 2. No 3. Yes

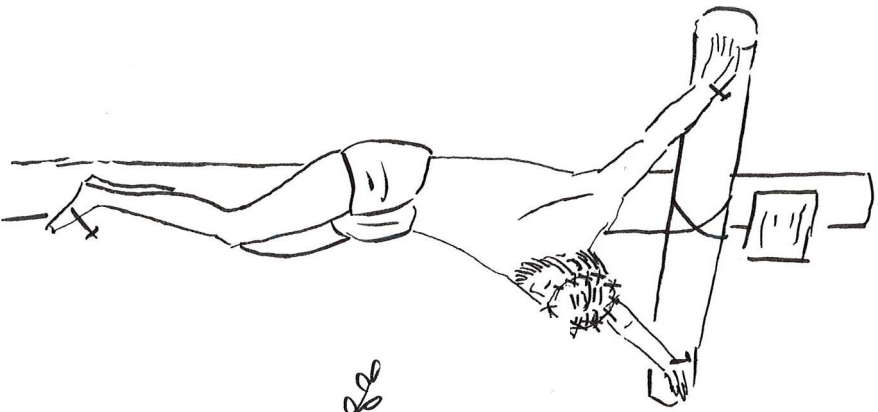
Act out the story (optional)

Invite a helper or student to be Saul and act out the story **as you read it**, pausing after each sentence for actions. Remaining students will be the people of Jerusalem and may like to repeat text after you. A few **props** will be helpful.

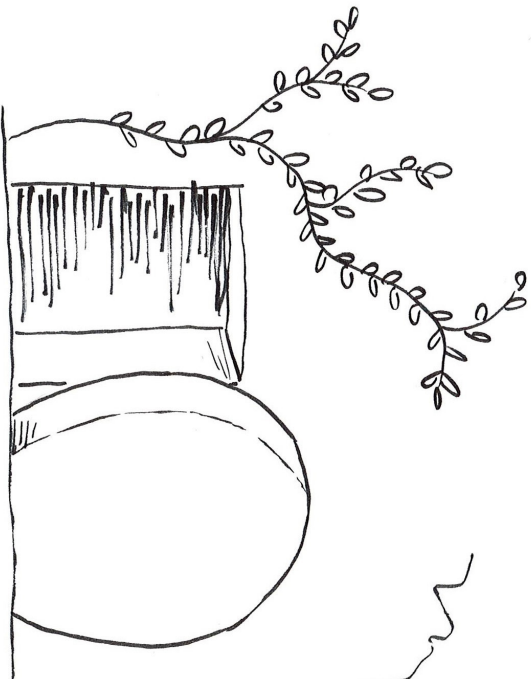
- **'Saul was a leader in Jerusalem.'**
Saul stands before [Illustration - Jerusalem sign](#) and the class. Saul mimes speaking with big arm gestures.
- **'He thought Christians were wrong.'**
Saul shakes his head and makes an X with hands, wrists crossing.
- **'He put Christians in jail. He wanted them dead.'**
Saul points to [Symbol 1.4 - Jail](#) then makes 'dead' action used earlier.

Suggested props

- head scarf for Saul
- [Illustration - Jerusalem sign](#)
- [Symbol 1.4 - Jail](#)




Jesus died.




Jesus came alive.




*Jesus went back
to God.*




*Christians love and
follow Jesus.*




Symbol 1.1
leader




Symbol 1.2
Christian



Symbol 1.3
wrong



Symbol 1.4
jail



Symbol 1.5
dead

Match the words:

1. leader



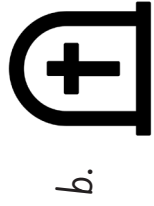

2. Jerusalem

3. Christian

4. wrong

5. jail

6. dead



Acts 9:1-2



Saul was a leader in Jerusalem.

He thought Christians were wrong.

He put Christians in jail. He wanted them dead.

Circle yes or no:

1. Saul was a leader in Sydney. **yes no**

2. Saul followed Jesus. **yes no**

3. Saul put Christians in jail. **yes no**

Lesson 2 - Acts 9:3-4

Bible passage - Acts 9:3-4

Saul was walking to Damascus.

There was a bright light.

A voice said, 'Saul, why are you hurting me?'


Illustrations and symbols




Symbol 2.1 - walking



Illustration - Map



Symbol 2.2 - bright light



Symbol 2.3 - voice



Symbol 2.4 - hurting

Review the story

1. Display **Illustration - Lesson 1**.
2. Display **Illustration - Map** and **Symbols 1.1-1.5**. Revise *leader, Jerusalem, Christian, wrong, jail, dead*.
3. Ask, 'What happened?' Encourage responses.
4. Distribute **Summary Booklet** or display PowerPoint slide or write the sentences on the board.
5. Read through the passage.
***Saul was a leader in Jerusalem.
He thought Christians were wrong.
He wanted Christians in jail or dead.***
6. Check and revise any words that the students didn't remember.

Introduce the story

1. Before the lesson, print out **Acts 9:3-4** in students' heart languages.
2. Distribute the story in students' heart languages. Allow students time to read.
3. Say, 'Now we will learn some words in the story in English.'

Teach the language

1. Write the following words on the board: *walking, Damascus, bright light, voice, hurting*.
2. Say the word 'walking' as you walk. Students repeat 'walking' as you display **Symbol 2.1 - walking**.
3. Say 'Damascus' and point to Damascus on **Illustration - Map**. Students repeat 'Damascus'. You could clap as you say each syllable - Da-mas-cus.
4. Say 'light' and point to a light in the room. Students repeat 'light'. Say 'bright light' and role-play squinting and shielding eyes with hand. Students repeat 'bright light' as you display **Symbol 2.2 - bright light**.
5. Say 'voice... this is my voice' and indicate sound coming from your mouth. Say, 'You hear (touch ear) my voice.' Say 'voice' again and indicate students to repeat. Display **Symbol 2.3 - voice**.
6. Role play with a helper/student pulling your arm/hair. Say, 'Ow, you are hurting me! Stop hurting me!' Say 'hurting' again and students repeat as you display **Symbol 2.4 - hurting**.

Illustrations

Lesson 1

Map

Symbols 1.1 - 1.5

leader

Christian

wrong

jail

dead

Reuse printed pages or use slides.

Summary Booklet

Print and reuse booklets.

OR

Use slide or write sentences on board.

Scripture passage

Print one copy of **Acts 9:3-4** for each student in their heart language.

Symbols 2.1 - 2.4

walking

bright light

voice

hurting

Illustrations

Map

Print one copy per class or use slides.

Lesson 2 Worksheet

Print one copy per student.

- Distribute **Lesson 2 Worksheet**. Students complete the vocabulary matching activity in pairs.
- Check vocabulary matching answers.
Answers: 1. *d* 2. *c* 3. *a* 4. *e* 5. *b*
- Practise pronouncing the new words as a class.

Read the story

- Say, 'Listen as I read.' Read the new part of the story aloud once.
Saul was walking to Damascus.
There was a bright light.
A voice said, 'Saul, why are you hurting me?'
- Read again, one sentence at a time. Students repeat after each sentence. Some may read text on **worksheet**.
- Check understanding and pronunciation, one sentence at a time with questions like: (**Answers** in *italics*)
 - What was Saul doing? (*walking to Damascus*)
 - What did Saul see? (*a bright light*)
 - What did Saul hear? (*a voice*)
 - From last week, who did Saul put in jail? (*Christians*)
 - What does the voice say to Saul? (*'You are hurting me.'*)
 - (For higher level classes)
Who do you think was speaking? (*Jesus, God*)
... We will find out next week.
- Read the story together as a class.

Reinforce the story

- In pairs, students complete the yes/no questions on **Lesson 2 Worksheet**.
- Check answers as a class.
Answers: 1. *Damascus* 2. *No* 3. *Yes*

Act out the story *(optional)*

Invite helpers and/or students to act out the story **as you read it**, pausing after each sentence for actions. Remaining/more able students may like to repeat text after you while others act. A few **props** will be helpful.


- ***Saul was walking to Damascus.***
Saul walks towards **Illustration** - **Damascus signpost**.
- ***There was a bright light.***
Saul drops to the ground, covers eyes then turns head towards voice. A person could hold a **torch** and shine it on Saul at *bright light*.
- ***A voice said, 'Saul, why are you hurting me?'***
Jesus (out of sight) says, '*Saul, why are you hurting me?*'
Saul looks surprised and scared.

Suggested props


- head scarf for Saul
- **Illustration** - **Damascus signpost**
- a torch



Symbol 2.1
walking



Symbol 2.2
bright light



Symbol 2.3
voice




Symbol 2.4
hurting

Match the words:

Acts 9:3-4

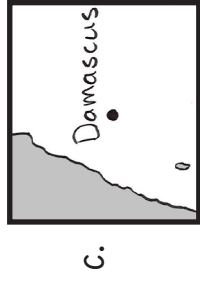
1. walking



2. Damascus



3. bright light



4. voice



5. hurting



Saul was walking to Damascus.

There was a bright light.

A voice said, 'Saul, why are you hurting me?'

Answer the questions:

1. Where was Saul walking to? _____
2. There was a bad storm. **yes no**
3. Saul heard a voice. **yes no**

Lesson 3 - Acts 9:5-6

Bible passage - Acts 9:5-6

Saul asked, 'Who are you?'

'I am Jesus. You are hurting me.'

Go to Damascus. A man will tell you what to do.'

Illustrations and symbols



Illustration - Jesus



Symbol 3.1 - hurting



Illustration - Map



Symbol 3.2 - tell



Symbol 3.3 - tell you
what to do

Review the story

1. Display **Illustration - Lessons 1-2**.
2. Display **Illustration - Map** and **Symbols 2.1-2.4**. Revise *walking, Damascus, bright light, voice, hurting*. You may also want to revise some key symbols from previous weeks, e.g. *Jerusalem, Christian*.
3. Ask, 'What happened?' Encourage responses.
4. Distribute **Summary Booklet** or display PowerPoint slide or write the sentences on the board.
5. Read through the passage.
Saul was a leader in Jerusalem.
He thought Christians were wrong.
He wanted Christians in jail or dead.
Saul was walking to Damascus.
There was a bright light.
A voice said, 'Saul, why are you hurting me?'
6. Check and revise any words that the students didn't remember.

Illustrations

Lessons 1-2

Map

Symbols 2.1-2.4

walking

bright light

voice

hurting

Reuse printed pages or use slides.

Summary Booklet

Reuse booklets.

OR

Use slide or write sentences on board.

Introduce the story

1. Before the lesson, print out **Acts 9:5-6** in students' heart languages.
2. Distribute the story in students' heart languages. Allow students time to read.
3. Say, 'Now we will learn some words in the story in English.'

Scripture passage

Print one copy of **Acts 9:5-6** for each student in their heart language.

Teach the language

1. Write the following words on the board: *Jesus, hurting, Damascus, tell, tell you what to do*.
2. Say 'Jesus'. Say 'Christians know (point to head) and love (point to heart) Jesus.' Display **Illustration - Jesus**.
Note: for further reinforcement, you can use the **Additional resource - The story until now**, and/or have students look up *Jesus* in their dictionaries.
3. Say the word 'hurting' and display **Symbol 3.1 - hurting**. Students repeat 'hurting'. Repeat action from last week - a helper/student pulls your arm/hair. Say, 'Ow, you are hurting me! Stop hurting me!' Students repeat after you.
4. Say 'Damascus' and ask if anyone can show on **Illustration - Map**. Students repeat 'Damascus'.

Symbols 3.1 - 3.3

hurting

tell

tell you what to do

Illustration

Jesus

Map

Print one copy per class or use slides.

5. Say 'tell' and display **Symbol 3.2 - tell**. Say the phrase 'tell you what to do' and display **Symbol 3.3 - tell you what to do**. Say to students, 'In class I tell you what to do. Everyone stand up (indicate action if students don't stand up). Everyone sit down (indicate action if needed). Everyone clap your hands (indicate action if needed). Now it's <helper or confident student's name> turn to tell us what to do.' <Person> says an action and everyone does the action. Students repeat 'tell' after you say it again. Students repeat 'tell you what to do' after you say it again.
6. Distribute **Lesson 3 Worksheet**. Students complete the vocabulary matching activity in pairs.
7. Check vocabulary matching answers.
Answers: 1. b 2. e 3. d 4. a 5. c
8. Practise pronouncing the new words as a class.

Lesson 3 Worksheet

Print one copy per student.

Read the story

1. Say, 'Listen as I read.' Read the new part of the story aloud once.
Saul asked, 'Who are you?'
'I am Jesus. You are hurting me.'
Go to Damascus. A man will tell you what to do.'
2. Read again, one sentence at a time. Students repeat after each sentence. Some may read text on **worksheet**.
3. Check understanding and pronunciation, one sentence at a time with questions like: (**Answers** in *italics*)
 - Who was Saul speaking to? (*Jesus*)
 - What did Jesus say? (*you are hurting me*)
 - (*For higher level classes*) How was Saul hurting Jesus? (*hurting Christians hurts Jesus*)
Note: This question is not directly answered by the passage. It might be helpful to write on the board:
hurting Christians = hurting Jesus
 - What did Saul do to Christians? (*put them in jail*)
 - Jesus said, 'Go to ...' (*Damascus*)
 - Jesus said, 'A man will...' (*tell you what to do*)
4. Read the story together as a class.

Reinforce the story

1. In pairs, students complete the yes/no questions on the [Lesson 3 Worksheet](#).
2. Check answers as a class.
Answers: 1. *Who* 2. *heard* 3. *Damascus*

Act out the story (optional)

Invite helpers and/or students to act out the story **as you read it**, pausing after each sentence for actions. Remaining/more able students may like to repeat text after you while others act. Classes with more time can go from the beginning of the story (see [Revision lesson](#)). A few **props** will be helpful.

- ***Saul asked, 'Who are you?'***
Saul, on floor, asks in a scared voice, *'Who are you?'*
- ***'I am Jesus. You are hurting me.'***
Jesus answers, *'I am Jesus. You are hurting me.'*
(Saul looks very surprised and confused.)
- ***'Go to Damascus. A man will tell you what to do.'***
Jesus points to [Illustration - Damascus signpost](#) and continues, *'Go to Damascus. A man will tell you what to do.'* (Saul nods his head.)

Suggested props

- head scarf for Saul
- robe/coat for Jesus
- [Illustration - Damascus signpost](#)



Symbol 3.1
hurting



Symbol 3.2
tell




Symbol 3.3
tell you what to do

Match the words:

Acts 9:5-6

1. Jesus



a.

2. hurting




b.

3. Damascus



c.

4. tell



d.

5. tell you what to do



e.



Saul asked, 'Who are you?'

'I am Jesus. You are hurting me.'

Go to Damascus. A man will tell you what to do.'

Circle the correct answer:

1. Saul asked, '**Where** / **Who** are you?'
2. Saul **saw** / **heard** Jesus.
3. Jesus told Saul to go to **the doctor** / **Damascus**.

Lesson 4 - Acts 9:7-9


Bible passage - Acts 9:7-9

Now Saul knew the voice was Jesus.
Saul opened his eyes but he couldn't see.

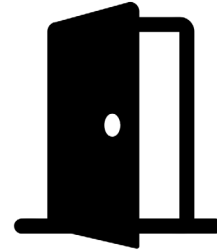
Illustrations and symbols




Symbol 4.1 - knew



Symbol 4.2 - voice



Symbol 4.3 - open



Symbol 4.4 - eyes

Review the story

1. Display **Illustrations - Lessons 1-3**.
2. Display **Illustration - Map** and **Symbols 3.1-3.3**. Revise *hurting, Damascus, tell, tell you what to do*. You may also want to revise some key symbols from previous weeks, e.g. *Jerusalem, Christian, bright light*.
3. Ask, 'What happened?' Encourage responses.
4. Distribute **Summary Booklet** or display PowerPoint slides or write the sentences on the board.
5. Read through the passage.
***Saul was a leader in Jerusalem.
He thought Christians were wrong.
He wanted Christians in jail or dead.
Saul was walking to Damascus.
There was a bright light.
A voice said, 'Saul, why are you hurting me?'
Saul asked, 'Who are you?'
'I am Jesus. You are hurting me.'
Go to Damascus. A man will tell you what to do.'***
6. Check and revise any words that the students didn't remember.

Illustrations

Lessons 1-3

Map

Symbols 3.1-3.3

hurting

tell

tell you what to do

Reuse printed pages
or use slides.

Summary Booklet

Reuse booklets.

OR

Use slides or write
sentences on board.

Introduce the story

1. Before the lesson, print out **Acts 9:7-9** in students' heart languages.
2. Distribute the story in students' heart languages. Allow students time to read.
3. Say, 'Now we will learn some words in the story in English.'

Scripture passage

Print one copy of
Acts 9:7-9 for each
student in their heart
language.

Teach the language

1. Write the following words on the board: *eyes, knew, voice, opened*.
2. Say 'eyes' and touch your eyes. Students repeat word and action. Display **Symbol 4.1 - eyes** and with students say 'eyes'.
3. Say 'voice' and show **Symbol 4.2 - voice**. Students repeat 'voice'.

Symbols 4.1 - 4.4

eyes

voice

opened

knew

Print one copy per
class or use slides.

4. Say the word 'opened' and display **Symbol 4.3 - opened**. Ask a confident student or helper to open the door and say, '<name> opened the door.' (If you don't have a door nearby, ask a student to open a book.)
5. Say, 'knew' and display **Symbol 4.4 - knew**. Students repeat, 'knew'. Write the word on board and tap the side of your head as you say, 'knew'. (**Note:** if appropriate, say that the word *new* sounds the same but doesn't have a silent *k*.) Ask a student 'What is the capital of <their country>?' Student answers. Turn to whole class and say, '<Student 1> knew the capital.' Ask another student, 'What is his/her name?' for the person sitting next to them. They answer and you respond, '<Student 2> knew <Student 3>'s name.'
6. Distribute **Lesson 4 Worksheet**. Students complete the vocabulary matching activity in pairs.
7. Check vocabulary matching answers.
Answers: 1. c 2. d 3. a 4. b
8. Practise pronouncing the new words as a class.

Lesson 4 Worksheet
Print one copy per student.

Read the story

1. Say, 'Listen as I read.' Read the new part of the story aloud once.
Now Saul knew the voice was Jesus.
Saul opened his eyes but he couldn't see.
2. Read again, one sentence at a time. Students repeat after each sentence. Some may read text on **worksheet**.
3. Check understanding and pronunciation, one sentence at a time with questions like: (**Answers** in *italics*)
 - Who was Saul speaking to? (*Jesus*)
(For higher level classes) *Saul knew the voice was Jesus. He couldn't see Jesus but he knew Jesus was alive and was speaking to him.*
 - What did Saul do? (*opened his eyes*)
 - What did Saul see? (*nothing!*)
4. Read the story together as a class.

Reinforce the story

1. In pairs, students complete the yes/no questions on the **Lesson 4 Worksheet**.
2. Check answers as a class.
Answers: 1. Yes 2. No 3. No

Act out the story *(optional)*

Invite helpers and/or students to act out the story **as you read it**, pausing after each sentence for actions. Remaining/more able students may like to repeat text after you while others act. Classes with more time can go from the beginning of the story (see **Revision lesson**). A few **props** will be helpful.

- **Saul knew the voice was Jesus.**
Saul is on the floor with his eyes shut. He nods his head and stands up. Saul says, *'I know the voice is Jesus.'*
- **Saul opened his eyes but he couldn't see.**
Saul opens his eyes, blinks many times, but closes them again. He acts blind. He says, *'I can't see.'*

Suggested props

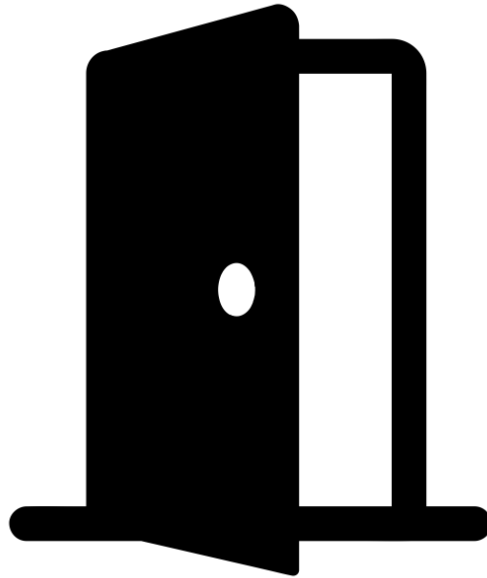
- head scarf for Saul




Symbol 4.1
knew



Symbol 4.2
voice



Symbol 4.3
open



Symbol 4.4
eyes


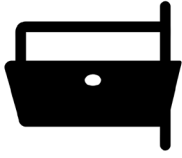
Match the words:

1. knew

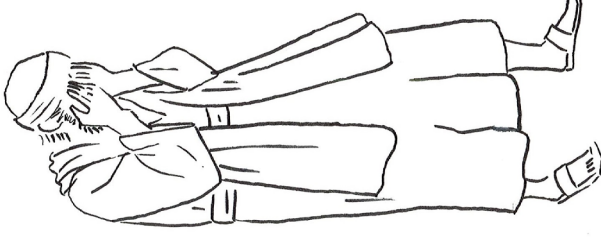
2. voice

3. opened

4. eyes



Acts 9:7-9



Now Saul knew the voice was Jesus.

Saul opened his eyes but he couldn't see.

Circle yes or no:

1. Saul knew Jesus was speaking to him. **yes no**

2. Saul closed his eyes. **yes no**

3. Saul could see his friends. **yes no**

Lesson 5 - Acts 9:10-12

Bible passage - Acts 9:10-12

Ananias was in Damascus.

He was a Christian.

Jesus said to Ananias, 'Find Saul.'


Illustrations and symbols



Illustration - Ananias



Illustration - Map



Symbol 5.1 - Christian



Symbol 5.2 - find

Review the story

1. Display **Illustrations - Lessons 1-4**.
2. Display **Symbols 4.1-4.4**. Revise *knew, voice, opened, eyes*. You may also want to revise some key symbols from previous weeks, e.g. *Jerusalem, Christian, Damascus, bright light, hurting*
3. Ask, 'What happened?' Encourage responses.
4. Distribute **Summary Booklet** or display PowerPoint slides or write the sentences on the board.
5. Read through the passage.
Saul was a leader in Jerusalem.
He thought Christians were wrong.
He wanted Christians in jail or dead.
Saul was walking to Damascus.
There was a bright light.
A voice said, 'Saul, why are you hurting me?'
Saul asked, 'Who are you?'
'I am Jesus. You are hurting me.
Go to Damascus. A man will tell you what to do.'
Now Saul knew the voice was Jesus.
Saul opened his eyes but he couldn't see.
6. Check and revise any words that the students didn't remember.

Illustration
Lessons 1-4
Symbols 4.1-4.4
eyes
voice
opened
knew

Reuse printed pages
or use slides.

Summary Booklet

Reuse booklets.

OR

Use slides or write
sentences on board.

Introduce the story

1. Before the lesson, print out **Acts 9:10-12** in students' heart languages.
2. Distribute the story in students' heart languages. Allow students time to read.
3. Say, 'Now we will learn some words in the story in English.'

Scripture passage

Print one copy of
Acts 9:10-12 for each
student in their heart
language.

Teach the language

1. Write the following words on the board: *Ananias, Damascus, Christian, find*.
2. Say, 'Ananias' and display **Illustration - Ananias**, students repeat. Say, 'Ananias was a man's name.' Play a circle game with a ball. Teacher says, 'My name is...' then throws a ball to a student (or rolls ball across table) and asks, 'What's your name?' Student replies and throws/rolls ball as they ask another student, and so on.

Illustrations
Ananias
Map
Symbols 5.1 and 5.2
find
Christian

Print one copy per
class or use slides.

3. Point to **Damascus** on **Illustration - Map**. Say 'Damascus', students repeat. Repeat ball game with place names. 'I live in Wollongong. Where do you live?'
4. Say, 'find' and display **Symbol 5.1 - find**, students repeat. With hand over eyes look for something, 'I can't find my glasses/pencil' etc. On the map, ask a student, 'Can you find Jerusalem/Damascus?'
5. Say, 'Christian' and display **Symbol 5.2 - Christian**, students repeat 'Christian'. Show a Bible. Say, 'I follow Jesus. I am a Christian.'
6. Distribute **Lesson 5 Worksheet**. Students complete the vocabulary matching activity in pairs.
7. Check answers as a class.
Answers: 1. c 2. d 3. b 4. a
8. Practise pronouncing the new words as a class.

Lesson 5 Worksheet

Print one copy per student.

Read the story

1. Say, 'Listen as I read.' Read the new part of the story aloud once.
Ananias was in Damascus.
He was a Christian.
Jesus said to Ananias, 'Find Saul.'
2. Read again, one sentence at a time. Students repeat after each sentence. Some may read text on **worksheet**.
3. Check understanding and pronunciation, one sentence at a time with questions like: (**Answers** in *italics*)
 - Where was Ananias? (*Damascus*)
 - Who was Ananias? (*a Christian*)
 - What did Jesus say to Ananias? (*Find Saul*) Use hand gestures to show you are looking for someone.
4. Read the story together as a class.

Reinforce the story

1. In pairs, students complete the yes/no questions on the **Lesson 5 Worksheet**.
2. Check answers as a class.
Answers: 1. No 2. Yes 3. No


Act out the story *(optional)*

Invite helpers and/or students to act out the story **as you read it**, pausing after each sentence for actions. Remaining/more able students may like to repeat text after you while others act. Classes with more time can go from the beginning of the story (see **Revision lesson**). A few **props** will be helpful.

- **Ananias was in Damascus. He was a Christian.**
Ananias (preferably a male) is sitting (with **Illustration - Damascus sign** behind him on wall), reading the **Bible** quietly.
- **Jesus said to Ananias, 'Find Saul.'**
Jesus (out of sight) says, '*Ananias, find Saul.*' Ananias uses his hand above eyes to look around room.

Suggested props

- **Illustration - Damascus sign**
- chair
- Bible
- robe/coat for Jesus



Symbol 5.1
Christian



Symbol 5.2
find

Match the words:


Acts 9:10-12

1. Ananias



a.

2. Damascus




b.

3. Christian

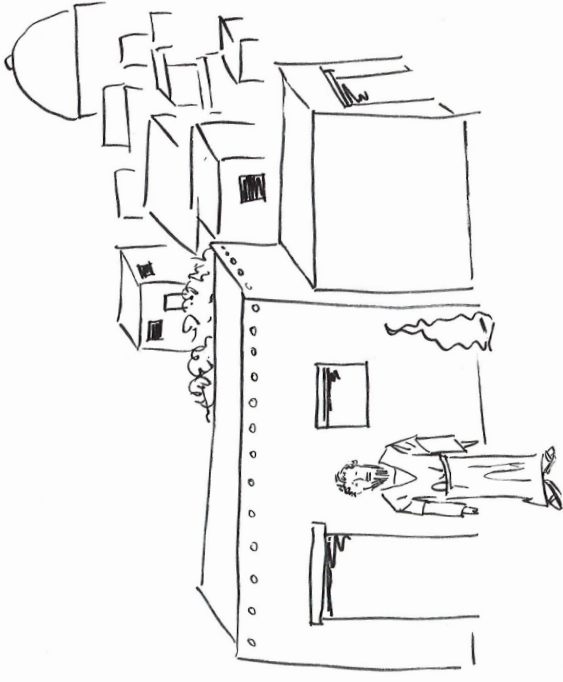


c.

4. find



d.



Ananias was in Damascus. He was a Christian.

Jesus said to Ananias, 'Find Saul.'

Circle yes or no:

- 1. Ananias was in Sydney. **yes** **no**
- 2. Ananias was a Christian. **yes** **no**
- 3. Jesus said to Ananias, 'Find me.' **yes** **no**

Lesson 6 - Acts 9:13, 15

Bible passage - Acts 9:13, 15

Ananias was scared.

He knew Saul hurt Christians.

But Jesus said, 'Go! Saul will tell people about me, Jesus.'

Illustrations and symbols



Symbol 6.1 - scared



Symbol 6.2 - knew



Symbol 6.3 - hurt



Symbol 6.4 - tell

Review the story

1. Display **Illustrations** - **Lessons 1-5**.
2. Display **Illustrations** - **Map** and **Ananias** and **Symbols 5.1-5.2**. Revise *Ananias, Damascus, Christian, find*. You may also want to revise some key symbols from previous weeks, e.g. *Jerusalem, Christian, Damascus, bright light, hurting*.
3. Ask, 'What happened?' Encourage responses.
4. Distribute **Summary Booklet** or display PowerPoint slides or write the sentences on the board.
***Saul was a leader in Jerusalem.
He thought Christians were wrong.
He wanted Christians in jail or dead.
Saul was walking to Damascus.
There was a bright light.
A voice said, 'Saul, why are you hurting me?'
Saul asked, 'Who are you?'
'I am Jesus. You are hurting me.
Go to Damascus. A man will tell you what to do.'
Now Saul knew the voice was Jesus.
Saul opened his eyes but he couldn't see.
Ananias was in Damascus. He was a Christian.
Jesus said to Ananias, 'Find Saul.'***
6. Check and revise any words that the students didn't remember.

Illustrations

Lessons 1-5

Ananias

Map

Symbols 5.1-5.2

find

Christian

Reuse printed pages
or use slides.

Summary Booklet

Reuse booklets.

OR

Use slides or write
sentences on board.

Introduce the story

1. Before the lesson, print out **Acts 9:13, 15** in students' heart languages.
2. Distribute the story in students' heart languages. Allow students time to read.
3. Say, 'Now we will learn some words in the story in English.'

Scripture passage

Print one copy of
Acts 9:13, 15 for each
student in their heart
language.

Teach the language

1. Write the following words on the board: *scared, knew, hurt, tell, Ananias*.
2. Say, 'scared' and display **Symbol 6.1 - scared**. Students repeat, 'scared'. Role play being scared.
(Optional) Have a rubber snake toy or something similar.

Symbols 6.1 - 6.4

scared

knew

hurt

tell

Print one copy per
class or use slides.

3. Say, 'knew' and display **Symbol 6.2 - knew**. Students repeat 'knew'. Ask class, 'Who knew it was <day of the week> today?' Students respond. 'Who knew class started at 10?' Students respond. 'Who knew my name?' Students respond.
4. Say, 'hurt' and display **Symbol 6.3 - hurt**. Students repeat 'hurt'. Role play hitting your hip, toe etc on the edge of the table or chair and say, 'Ow, that hurt' as you rub it.
5. Say, 'tell' and display **Symbol 6.4 - tell**. Students repeat 'tell'. Say to students, 'I want to tell you that my birthday is <day month>. What is your birthday? Tell the person next to you.' Students tell each other their birthdays.
6. Distribute **Lesson 6 Worksheet**. Students complete the vocabulary matching activity in pairs.
7. Check answers as a class.
Answers: 1. d 2. a 3. b 4. c
8. Practise pronouncing the new words as a class.

Read the story

1. Say, 'Listen as I read.' Read the new part of the story aloud once.
Ananias was scared.
He knew Saul hurt Christians.
But Jesus said, 'Go! Saul will tell people about me, Jesus.'
2. Read again, one sentence at a time. Students repeat after each sentence. Some may read text on **worksheet**.
3. Check understanding and pronunciation, one sentence at a time with questions like: (**Answers** in *italics*)
 - Was Ananias happy? (*No*) Prompt for how he was feeling (*scared*). All show being scared.
 - Why was Ananias scared? (*He knew Saul hurt Christians.*) All could say 'Ow, that hurt' as students rub their arm or head.
 - What will Saul do? (*tell people about me, Jesus*) Show surprised but happy faces.
4. Read the story together as a class.

Reinforce the story

1. In pairs, students complete the yes/no questions on the **Lesson 6 Worksheet**.
2. Check answers as a class.
Answers: 1. *scared* 2. *hurt* 3. *Jesus*

Lesson 6 Worksheet

Print one copy per student.


Act out the story (*optional*)

Invite helpers and/or students to act out the story **as you read it**, pausing after each sentence for actions. Remaining/more able students may like to repeat text after you while others act. Classes with more time can go from the beginning of the story (see **Revision lesson**). A few **props** will be helpful.

- ***Ananias was scared. He knew Saul hurt Christians.***
Ananias is sitting, looking scared. He says, '*Saul hurts Christians. (Ananias points to himself) I am a Christian.*'
- ***But Jesus said, 'Go! Saul will tell people about me, Jesus.'***
Jesus (out of sight) says, '*Ananias, go! Saul will tell people about me, Jesus.*' Ananias looks shocked but then happy.

Suggested props

- a chair
- robe/coat for Jesus



Symbol 6.1
scared



Symbol 6.2
knew



Symbol 6.3
hurt



Symbol 6.4
tell

Match the words:


Acts 9:13, 15

1. scared

2. knew

3. hurt

4. tell



Ananias was scared. He knew Saul hurt Christians.
But Jesus said, 'Go! Saul will tell people about me,
Jesus.'

Circle the correct answer:

1. Ananias was **happy** / **scared**.

2. Saul **hurt** / **liked** Christians.

3. Saul will tell people about **Jesus** / **Ananias**.

Lesson 7 - Acts 9:17

Bible passage - Acts 9:17


Ananias found Saul.

He said to Saul, 'Jesus sent me to heal you. You are my brother now.'


Illustrations and symbols



Symbol 7.1 - found



Symbol 7.2 - sent



Symbol 7.3 - heal



Symbol 7.4 - brother

Review the story

1. Display **Illustrations** - **Lessons 1-6**.
2. Display **Symbols 6.1-6.4**. Revise *scared, knew, hurt, tell*. You may also want to revise some key symbols from previous weeks, e.g. *Jerusalem, Christian, Damascus, bright light, voice, eyes*.
3. Ask, 'What happened?' Encourage responses.
4. Distribute **Summary Booklet** or display PowerPoint slides or write the sentences on the board.
5. Read through the passage.
***Saul was a leader in Jerusalem.
He thought Christians were wrong.
He wanted Christians in jail or dead.
Saul was walking to Damascus.
There was a bright light.
A voice said, 'Saul, why are you hurting me?'***
Saul asked, 'Who are you?'
***'I am Jesus. You are hurting me.
Go to Damascus. A man will tell you what to do.'***
***Now Saul knew the voice was Jesus.
Saul opened his eyes but he couldn't see.
Ananias was in Damascus. He was a Christian.
Jesus said to Ananias, 'Find Saul.'
Ananias was scared. He knew Saul hurt Christians.
But Jesus said, 'Go! Saul will tell people about me,
Jesus.'***
6. Check and revise any words that the students didn't remember.

Illustration
Lessons 1-6
Symbols 6.1-6.4
scared
knew
hurt
tell

Reuse printed pages
or use slides.

Summary Booklet

Reuse booklets.

OR

Use slides or write
sentences on board.

Introduce the story

1. Before the lesson, print out **Acts 9:17** in students' heart languages.
2. Distribute the story in students' heart languages. Allow students time to read.
3. Say, 'Now we will learn some words in the story in English.'

Scripture passage

Print one copy of
Acts 9:17 for each
student in their heart
language.

Teach the language

1. Write the following words on the board: *found, sent, heal, brother*.
2. Say, 'found' and display **Symbol 7.1 - found**. Students repeat, 'found'. Role play looking for your glasses or keys. Say, 'I found them!' Or ask students to find a place on their phone's Google Maps. First one to do so calls out 'I found it!'
3. Say, 'sent' and display **Symbol 7.2 - sent**. Students repeat 'sent'. Ask a helper/student to go to another teacher (preferably in another room or section). Say, 'I sent <name> to ...'
4. Say, 'heal' and display **Symbol 7.3 - heal**. Students repeat 'heal'. Point to **Symbol 7.3 - heal** and then to a scar, cut or sore on yourself and say, 'It will heal and get better.' (Optional) If you have no injuries, use a picture from **IOC Volume 2 Health**. Have students check their dictionary for a translation.
5. Say, 'brother' and display **Symbol 7.4 - brother**. Students repeat 'brother'. Show a picture of your brother if you have one. Point to him and say, 'My brother'. Ask students if they have a brother and to share a photo if available, saying 'my brother'.
6. Distribute **Lesson 7 Worksheet**. Students complete the vocabulary matching activity in pairs.
7. Check answers as a class.
Answers: 1. *d* 2. *a* 3. *b* 4. *c*
8. Practise pronouncing the new words as a class.

Symbols 7.1 - 7.4

found
sent
heal
brother

Print one copy per class or use slides.

(Optional)

IOC Volume 2 Health
Lesson 3 pp. 57, 59, 60

Print one A4 copy per class or use slide.

Lesson 7 Worksheet

Print one copy per student.

Read the story

1. Say, 'Listen as I read.' Read the new part of the story aloud once.
Ananias found Saul. He said to Saul, 'Jesus sent me to heal you. You are my brother now.'
2. Read again, one sentence at a time. Students repeat after each sentence. Some may read text on **worksheet**.
3. Check understanding and pronunciation, one sentence at a time with questions like: (**Answers** in *italics*)
 - Who did Ananias find? (*Saul*)
 - Who sent Ananias to find Saul? (*Jesus*)
 - What will Jesus do? (*heal Saul*)
 - Ananias said, 'You are my.....' (*brother*)
4. Read the story together as a class.

Reinforce the story

1. In pairs, students complete the yes/no questions on the [Lesson 7 Worksheet](#).

2. Check answers as a class.

Answers: 1. No 2. Yes 3. No

Act out the story (*optional*)

Invite helpers and/or students to act out the story **as you read it**, pausing after each sentence for actions. Remaining/more able students may like to repeat text after you while others act. Classes with more time can go from the beginning of the story (see [Revision lesson](#)). A few **props** will be helpful.


- ***Ananias found Saul.***
Ananias and Saul are standing. Ananias, hands raised in a joyful way says, 'Saul, I found you!'
- ***He said to Saul, 'Jesus sent me to heal you.'***
Ananias says 'Jesus sent me.' Ananias points to Saul's eyes.
- ***You are my brother now.'***
Ananias says, 'You are my brother now.' Smiling, they hug or put arms around each other.

Suggested props


- head scarf for Saul



Symbol 7.1
found



Symbol 7.2
sent



Symbol 7.3
heal



Symbol 7.4
brother

Match the words:

1. found

2. sent

3. heal


4. brother



a.



b.



c.



d.

Acts 9:17



Ananias found Saul. He said to Saul, 'Jesus sent me to heal you. You are my brother now.'

Circle yes or no:

1. Ananias lost Saul. **yes no**
2. He said, 'Jesus sent me to heal you.' **yes no**
3. He said, 'You are my father now.' **yes no**

Lesson 8 - Acts 9:18-20

Bible passage - Acts 9:18-20

Saul could see again.

Now Saul knew and loved Jesus.

Now Saul wanted everyone to follow Jesus.


Illustrations and symbols



Symbol 8.1 - knew



Symbol 8.2 - everyone



Symbol 8.3 - follow

Review the story

1. Display **Illustrations - Lessons 1-7**.
2. Display **Symbols 7:1-7:4**. Revise *found, sent, heal, brother*. You may also want to revise some key symbols from previous weeks, e.g. *Jerusalem, Christian, Damascus, hurting, bright light, voice, eyes, knew, tell*.
3. Ask, 'What happened?' Encourage responses.
4. Distribute **Summary Booklet** or display PowerPoint slides or write the sentences on the board.
5. Read through the passage.
***Saul was a leader in Jerusalem.
He thought Christians were wrong.
He wanted Christians in jail or dead.
Saul was walking to Damascus.
There was a bright light.
A voice said, 'Saul, why are you hurting me?'***
Saul asked, 'Who are you?'
***'I am Jesus. You are hurting me.
Go to Damascus. A man will tell you what to do.'***
***Now Saul knew the voice was Jesus.
Saul opened his eyes but he couldn't see.
Ananias was in Damascus. He was a Christian.
Jesus said to Ananias, 'Find Saul.'
Ananias was scared. He knew Saul hurt Christians.
But Jesus said, 'Go! Saul will tell people about me,
Jesus.'***
***Ananias found Saul. He said to Saul, 'Jesus sent me to
heal you. You are my brother now.'***
6. Check and revise any words that the students didn't remember.

Illustrations
Lessons 1-7
Symbols 7:1-7:4
found
sent
heal
brother

Reuse printed pages
or use slides.

Summary Booklet

Reuse booklets.

OR

Use slides or write
sentences on board.

Introduce the story

1. Before the lesson, print out **Acts 9:18-20** in students' heart languages.
2. Distribute the story in students' heart languages. Allow students time to read.
3. Say, 'Now we will learn some words in the story in English.'

Scripture passage

Print one copy of
Acts 9:18-20 for each
student in their heart
language.

Teach the language

1. Write the following words on the board: *knew*, *everyone*, *follow*.
2. Say, 'knew' and display **Symbol 8.1 - knew**. Students repeat, 'knew'. Write the word on board and tap the side of your head as you say, 'knew'. (**Note:** if appropriate, say that the word *new* sounds the same but doesn't have a silent *k*). Ask a student 'What is the capital of <their country>?' Student answers. Turn to whole class and say, '<Student 1> knew the capital.' Ask another student, 'What is his/her name?' for the person sitting next to them. They answer and you respond, '<Student 2> knew <Student 3>'s name.'
3. Say, 'everyone' and display **Symbol 8.2 - everyone**. Students repeat 'everyone'. With outstretched hand, teacher indicates each student and with arms open wide, teacher looks around at students and brings arms in saying 'everyone'.
4. Say, 'follow' and display **Symbol 8.3 - follow**. Students repeat the word 'follow'. Say to your helper, 'follow me', walk around the room as your helper follows. Say to the class, 'follow me' and start doing some actions (like clapping, tapping your shoulders). Students copy actions. Say, 'follow'. Students repeat the word 'follow'.
5. Distribute **Lesson 8 Worksheet**. Students complete the vocabulary matching activity in pairs.
6. Check answers as a class.
Answers: 1. *b* 2. *a* 3. *c*
7. Practise pronouncing the new words as a class.

Symbols 8.1 - 8.3

knew
everyone
follow

Print one copy per class or use slides.

Read the story

1. Say, 'Listen as I read.' Read the new part of the story aloud once.
Saul could see again.
Now Saul knew and loved Jesus.
Now Saul wanted everyone to follow Jesus.
2. Read again, one sentence at a time. Students repeat after each sentence. Some may read text on **worksheet**.
3. Check understanding and pronunciation, one sentence at a time with questions like: (**Answers** in *italics*)
 - What happened to Saul? (*he could see, he changed*)
 - What did Saul think about Jesus? (*he knew and loved Jesus*)
 - What did Saul want? (*for everyone to follow Jesus*)
4. Read the story together as a class.

Reinforce the story

1. In pairs, students circle the correct words on **Lesson 8 Worksheet**.
2. Check answers as a class.
Answers: 1. see 2. knew 3. everyone

Lesson 8 Worksheet

Print one copy per student.

Act out the story (optional)

Invite helpers and/or students to act out the story **as you read it**, pausing after each sentence for actions. Remaining/more able students may like to repeat text after you while others act. Classes with more time can go from the beginning of the story (see **Revision lesson**). A few **props** will be helpful.

- **Saul could see again.**
Saul points to his eyes and says, *'I can see.'*
- **Now Saul knew and loved Jesus.**
Looking happy, he nods and says, *'I know Jesus. I love Jesus.'*
- **Now Saul wanted everyone to follow Jesus.'**
Using both arms in a wide gesture, he says, *'I want everyone to follow Jesus.'*

Suggested props


- head scarf for Saul



Symbol 8.1
knew




Symbol 8.2
everyone



Symbol 8.3
follow


Match the words:

Acts 9:18-20



a.

1. knew



b.

2. everyone



c.

3. follow



Saul could see again.

Now Saul knew and loved Jesus.

Now Saul wanted everyone to follow Jesus.'

Circle the correct answer:


1. Saul could **spea**k / see again.
2. He **knew** / didn't know Jesus.
3. Saul wanted **no one** / everyone to follow Jesus.

Lesson 9 - Acts 9 Revision


Illustrations and symbols



Illustration - Map



Symbol 1.2 - Christian




Symbol 2.2 - bright light



Symbol 2.4 - hurting



Symbol 4.2 - voice




Symbol 4.4 - eyes



Symbol 6.2 - knew



Symbol 6.4 - tell




Symbol 7.3 - heal



Symbol 7.4 - brother



Symbol 8.2 - everyone



Symbol 8.3 - follow

Review the story

1. Display **Illustrations - Lessons 1-8**.
2. Display **Illustration Map** and **Symbols 1.2, 2.2, 2.4, 4.2, 4.4, 6.2, 6.4, 7.3, 7.4, 8.2, 8.3**. Revise *Jerusalem, Christian, Damascus, bright light, hurting, voice, eyes, knew, tell, heal, brother, everyone, follow*.
3. Ask, 'What happened?' Encourage responses.
4. Distribute **Summary Booklet** or **Revision Resource 1 - Acts 9:1-20**. Read the story together.
5. Give opportunity for students to ask clarifying questions.

Illustrations

Lessons 1-8

Map

Symbols

1.2 Christian

2.2 bright light

2.4 hurting

4.2 voice

4.4 eyes

6.2 knew

6.4 tell

7.3 heal

7.4 brother

8.2 everyone

8.3 follow

Reuse printed pages
or use slides.

Summary Booklet

Reuse booklets.

OR

Revision Resource 1

- Acts 9:1-20

Print one copy per
student.

Act out the story

1. Before class, read through the script and practise with your helpers.
2. Invite students or helpers to play the characters and act out the story as you read it. Remaining students will be the people of Jerusalem and Damascus and might like to repeat text after you.

Characters:

- **Saul**
- **bright light**
- **Jesus**
- **Ananias**
- **friends/crowd**

1. **Saul was a leader in Jerusalem.**

Saul stands before **Illustration - Jerusalem sign** and **crowd**. **Saul** mimes, speaking with big arm gestures.

He thought Christians were wrong.

Saul shakes his head and makes an X with hands, wrists crossing.

He put Christians in jail. He wanted them dead.

Saul points to **Symbol 1.4 - Jail**, then makes *dead* action used earlier.

Suggested props

- head scarf for Saul
- **Illustration - Jerusalem sign**
- **Symbol 1.4 - Jail**

2. **Saul was walking to Damascus.**

Saul walks towards the **Illustration - Damascus signpost**.

There was a bright light.

Saul drops to the ground, covers eyes then turns head towards voice. **A person** could hold a torch and shine it on **Saul** at *bright light*.

A voice said, 'Saul, why are you hurting me?'

Jesus (out of sight) says, '*Saul, why are you hurting me?*'

Saul looks surprised and scared.

Suggested props

- **Illustration - Damascus signpost**

3. **Saul asked, 'Who are you?'**

Saul, on floor, asks in a scared voice, '*Who are you?*'

'I am Jesus. You are hurting me.'

Jesus answers, '*I am Jesus. You are hurting me.*' (**Saul** looks very surprised and confused.)

Go to Damascus. A man will tell you what to do.'

Jesus continues, pointing to **Illustration - Damascus signpost**, '*Go to Damascus. A man will tell you what to do.*' (**Saul** nods his head.)

Suggested props

- robe/coat for Jesus

4. **Now Saul knew the voice was Jesus.**

Saul is on the floor with his eyes shut. He nods his head and stands up. **Saul** says, 'I know the voice is Jesus.'

Saul opened his eyes but he couldn't see.

Saul opens his eyes, blinks many times, but closes them again. He acts blind. He says, 'I can't see.'

(Remove **Illustration - Jerusalem sign and Damascus signpost**, display **Illustration - Damascus sign**.)

5. **Ananias was in Damascus. He was a Christian.**

Ananias (preferably a male) is sitting (with **Illustration - Damascus sign** behind him on wall), reading the **Bible** quietly.

Jesus said to Ananias, 'Find Saul.'

Jesus (out of sight) says, 'Ananias, find Saul.' **Ananias** uses his hand above eyes to look around room.

Suggested props

- **Illustration - Damascus sign**
- **chair**
- **Bible**

6. **Ananias was scared. He knew Saul hurt Christians.**

Ananias is sitting, looking scared. He says, 'Saul hurts Christians.' (**Ananias** points to himself) 'I am a Christian.'

But Jesus said, 'Go! Saul will tell people about me, Jesus.'

Jesus (out of sight) says, 'Ananias, go! Saul will tell people about me, Jesus.' **Ananias** looks shocked but then happy.

7. **Ananias found Saul.**

Ananias and **Saul** are standing. **Ananias**, hands raised in a joyful way says, 'Saul, I found you!'

He said to Saul, 'Jesus sent me to heal you.'

Ananias says, 'Jesus sent me'. **Ananias** points to **Saul's** eyes.

You are my brother now.

Ananias says, 'You are my brother now.' Smiling, they hug or put arms around each other.

8. **Saul could see again.**

Saul points to his eyes and says, 'I can see.'

Now Saul knew and loved Jesus.

Looking happy, **Saul** nods and says, 'Now I know and love Jesus.'

Now Saul wanted everyone to follow Jesus.

Using both arms in a wide gesture, **Saul** says, 'I want everyone to follow Jesus.'

Practise the vocabulary *(optional)*

1. Distribute a set of **Revision Resource 2 - Vocab matching** cards to groups of 2-4.
Note: you can use all the cards if you may prefer just to use the first page of cards.
2. Model matching the words to the symbols.
3. In small groups, students match the words to the pictures.
4. Check answers and practise saying the words as a class.
5. Model turning over the cards and taking turns looking for matching cards and words.
6. Students play memory with the cards.

Revision Resource 2 - Vocab matching

Print and cut up one set of cards per group of 2-4.

Retell the story *(optional)*

1. Distribute one set of **Revision Resource 3 - Story sequencing** cards to pairs.
Note: **Revision Resource 3a** involves ordering the story strips only. **Revision Resource 3b** involves matching the story strips to the pictures then ordering the story.
2. Model putting the story in order.
3. In pairs, students put the strips in order.
4. Check answers and read out the story together as a class.
5. In pairs, students practise reading the story together.

Revision Resource 3 - Story sequencing

Print and cut up one set of cards per pair.

Complete story in heart language

1. At the end of the lesson, distribute **Acts 9:1-20** in students' heart languages. They might like to read the story in their language while they are in class, or have it to take home.
2. Suggest to students they can share the story of Saul with someone, in English or their heart language.

Scripture passage

Print one copy of **Acts 9:1-20** for each student in their heart language.

Resource 1 - Acts 9:1-20

Acts 9 Revision




Saul was a leader in Jerusalem.
He thought Christians were wrong.
He wanted Christians in jail or dead.

Saul was walking to Damascus. There was a bright light. A voice said, 'Saul, why are you hurting me?'



Saul asked, 'Who are you?'
'I am Jesus. You are hurting me.
Go to Damascus. A man will tell you what to do.'

Now Saul knew the voice was Jesus.
Saul opened his eyes but he couldn't see.



Ananias was in Damascus. He was a Christian.
Jesus said to Ananias, 'Find Saul.'

Ananias was scared. He knew Saul hurt Christians.
But Jesus said, 'Go! Saul will tell people about me, Jesus.'





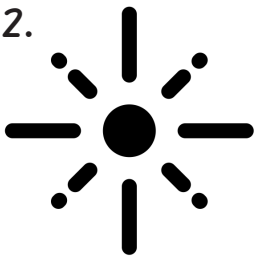








Ananias found Saul.
He said to Saul, 'Jesus sent me to heal you.
You are my brother now.'

Saul could see again. Now Saul knew and loved Jesus.
Now Saul wanted everyone to follow Jesus.












Resource 2 - Vocab matching

Acts 9 Revision

1. 	Christian	7. 	tell
2. 	bright light	8. 	heal
3. 	hurting hurt	9. 	brother
4. 	voice	10. 	everyone
5. 	eyes	11. 	follow
6. 	knew		

Resource 2 - Vocab matching

Acts 9 Revision

12. 	leader	17. 	tell you what to do
13. 	wrong	18. 	open
14. 	jail	19. 	find found
15. 	dead	20. 	scared
16. 	walking	21. 	sent



Saul was a leader in Jerusalem.
He thought Christians were wrong.
He wanted Christians in jail or dead.



Saul was walking to Damascus.
There was a bright light.
A voice said, 'Saul, why are you hurting me?'



Saul asked, 'Who are you?'
'I am Jesus. You are hurting me.
Go to Damascus. A man will tell you what to do.'



Now Saul knew the voice was Jesus.
Saul opened his eyes but he couldn't see.



Ananias was in Damascus. He was a Christian.
Jesus said to Ananias, 'Find Saul.'



Ananias was scared.
He knew Saul hurt Christians.
But Jesus said, 'Go! Saul will tell people about me, Jesus.'




Ananias found Saul.
He said to Saul, 'Jesus sent me to heal you.
You are my brother now.'



Saul could see again.
Now Saul knew and loved Jesus.
Now Saul wanted everyone to follow Jesus.



Saul was a leader in Jerusalem.
He thought Christians were wrong.
He wanted Christians in jail or dead.




Saul was walking to Damascus.
There was a bright light.
A voice said, 'Saul, why are you hurting
me?'



Saul asked, 'Who are you?'
'I am Jesus. You are hurting me.
Go to Damascus. A man will tell you
what to do.'



Now Saul knew the voice was Jesus.
Saul opened his eyes but he couldn't see.



Ananias was in Damascus.
He was a Christian.
Jesus said to Ananias, 'Find Saul.'



Ananias was scared.
He knew Saul hurt Christians.
But Jesus said, 'Go! Saul will tell people
about me, Jesus.'



Ananias found Saul.
He said to Saul, 'Jesus sent me to heal
you. You are my brother now.'



Saul could see again.
Now Saul knew and loved Jesus.
Now Saul wanted everyone to follow Jesus.